

Wisconsin Family Resource Center Cost Analysis

2024



Family Resource Centers (FRCs) are inclusive and welcoming local organizations that provide services and opportunities to families at little or no cost. They prioritize community needs and cultures, offering a unique blend of tailored classes and services.

FUNDING FOR FRCs



~\$10,000,000

Funders vary by each community and FRC.

Examples :

- Local United Way
- Community Foundations
- Agency Fundraisers



\$1,050,000

- General Purpose Revenue **\$775,000**
- Celebrate Children's Foundation License Plate & Birth Certificate Revenue (varies annually) **\$275,000**



\$450,000

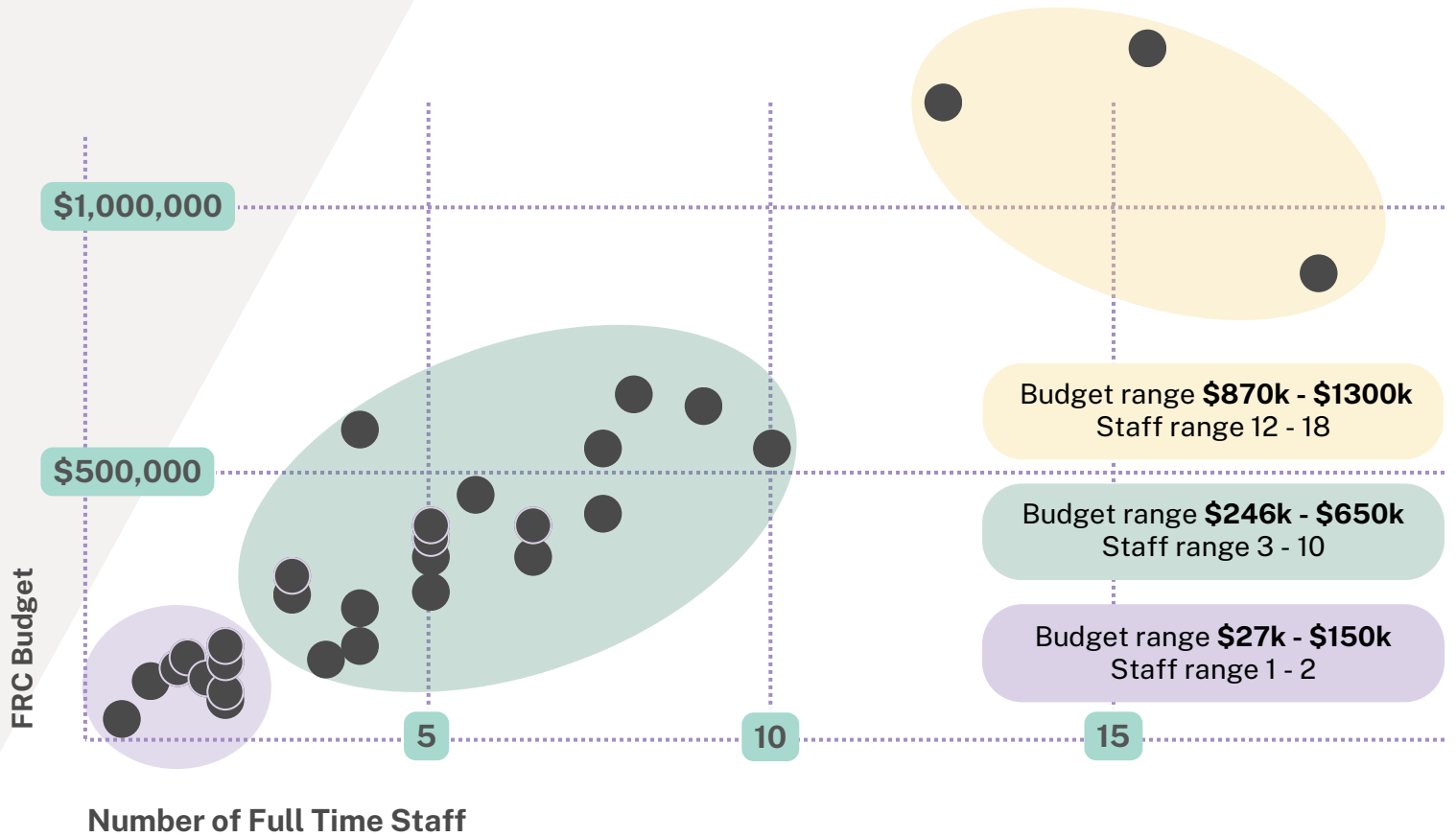
- Child Abuse Prevention and Treatment Act

FRCs at a Glance




- **87%** of funding for WI FRCs is funded by **local partners**
- In 2023, FRC services were offered to **34,203 families**
- FRC services reach 49 of 72 (**68%**) **counties** and 3 of 11 (**27%**) **First Nations/Tribes** in Wisconsin

FRC BUDGET & STAFFING PATTERNS



Annual Budget of FRCs

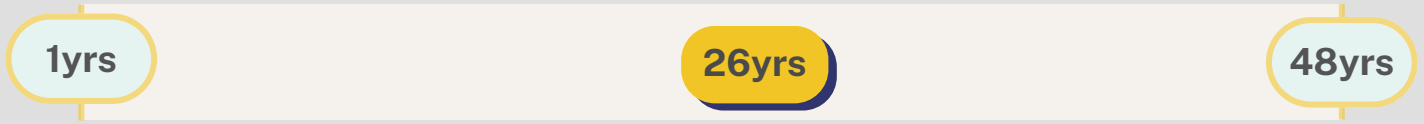


The majority of FRCs operate on a yearly budget between \$100k and \$500k


FRC Services

Average & Range of Select Metrics


Number of Years in Service



Number of Counties Served (many services do not reach county wide)



Number of Families Served



Number of Programs Offered



Number of Full Time Staff at FRCs



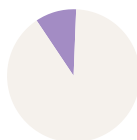
1 to 5 Staff
59% of FRCs



6 to 10 Staff
31% of FRCs



11+ Staff
10% of FRCs



Programs at a FRCs

- Parent Cafes
- Parenting Helpline
- Parenting Workshops
- Developmental Screening
- Triple P Positive Parenting Program
- Family Fun Events
- Play Groups



FRC Funding Formula

Purpose: To support funders and FRC leaders plan a budget for a new FRC or expand current FRC services

Development: SFTA analysts tested multiple models to produce the most statistically accurate and concise formula

Note: Organizations should adapt the formula to include other local costs (number of families served, unique programs, etc.)



General Formula: $(s \times c) + a$

where

s = staff

c = cost per staff

a = operations/overhead



Current Model: $(s \times \$67,273) + \$13,867$



Example:

$$(5 \times \$67,273) + \$13,867 = \$350,232$$

FRC with 5 Staff

FRC Core Services Breakdown

Average % of FRC budget dedicated to each service area required by the National Family Support Network

Parent Support Programs
53%

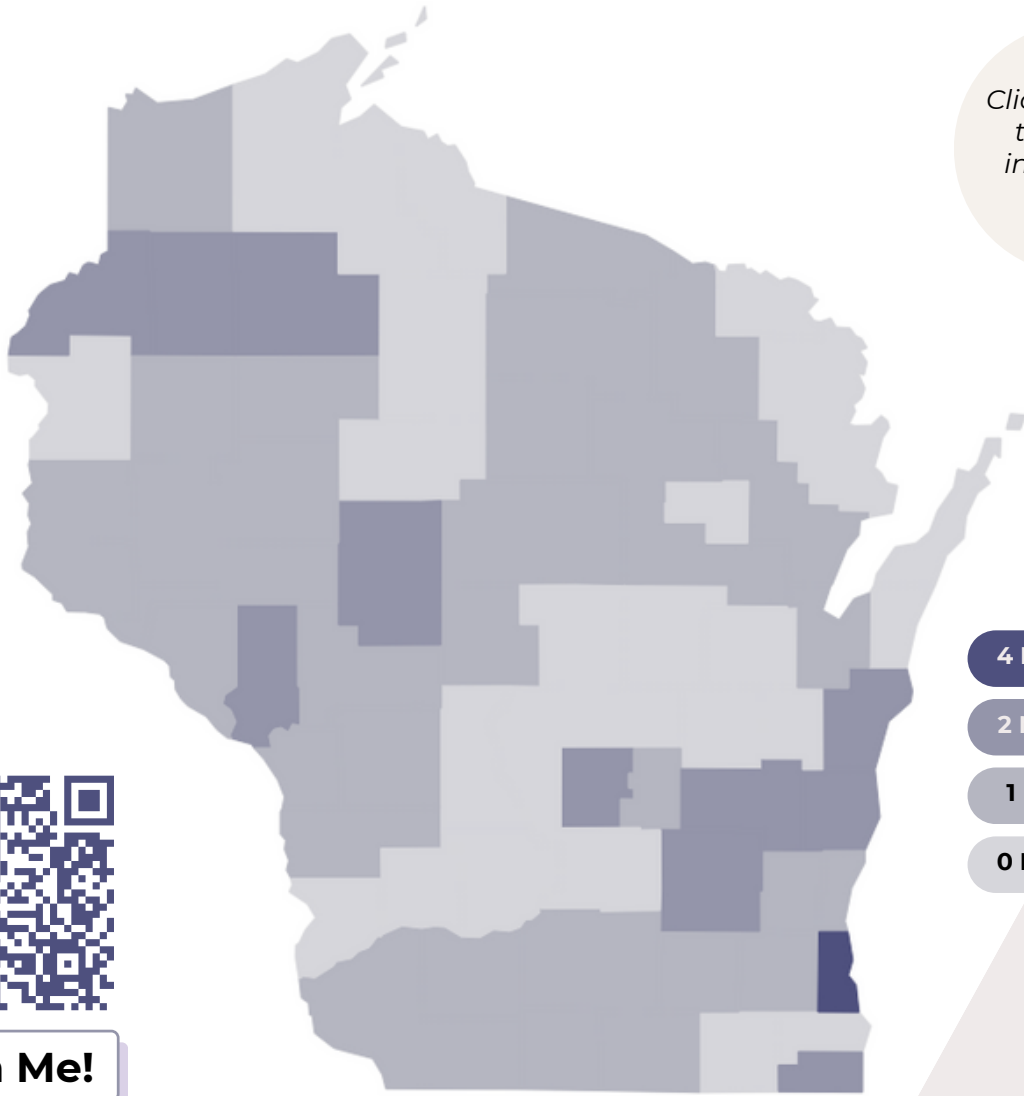
Resource &
Navigation
Support
17%

Child Development Activities
15%

Community
Engagement
9%

Parent
Leadership
6%

SFTA Member FRC COVERAGE by County



Click the map
to visit an
interactive
version



Scan Me!

- 4 Member FRCs
- 2 Member FRCs
- 1 Member FRC
- 0 Member FRCs

Click [**HERE**](#) to learn about other FRCs and Community Based Organizations throughout Wisconsin

For more information, visit our website at [**sftawi.org**](http://sftawi.org)

Acknowledgements

Thank you to the following FRCs for collaborating on this FRC Cost Analysis project:

Bay View Community Center
Burnett County Family Resource Center
ChildCaring, Inc
Children of America Youth & Family Centers' Samson Family Resource Center
Children's Wisconsin Black River Falls Family Resource Center
Children's Wisconsin Green Lake County Family Resource Center
Children's Wisconsin Lincoln County Family Resource Center
Children's Wisconsin Marathon County Family Resource Center
Children's Wisconsin Marquette County Family Resource Center
Children's Wisconsin Rhinelander Family Resource Center
Children's Wisconsin Rock County Family Resource Center
Family & Childcare Resources of N.E.W.
Family Connections, Inc.
Family Connections of Southwest Wisconsin
Family Resource Center in Indian Community School
Family Resource Center of Iowa County, Inc.
Family Resource Center St. Croix Valley
Family Resource Center, Inc. (Eau Claire)
Lakeland Family Resource Center
Lakeshore Community Action Program Family Resource Center
Northwest Connection Family Resources
Prevention Services Network Family Resource Center
River Source Family Center
The Family Resource Center of Sheboygan County
The Parenting Network
The Parenting Place
Watertown Family Connections, Inc
4C For Children Family Center of Washington County
4C (Community Coordinated Child Care, Inc.)

Special thank you to SFTA Student Intern, Kyle Zorn, from UW-Madison

Data Collection & Methods

Methods

Participants & Sampling: A total of 35 Family and Resource Centers located in Wisconsin were contacted for this analysis, 29 responded for a response rate of 82%.

Data Collection Procedures: An online survey was distributed to members using *FormAssembly*. Participants were not incentivized to complete the survey.

Development of Funding Formula: To develop a formula for FRC budgets, we looked at 3 variables: number of *Programs*, number of *Families Served*, and number of *Staff*, and a linear regression analysis was conducted. The purpose was to explore differences on FRC Budgets due to these organizational variables and create a formula for budget planning and development. The multi-variable linear regression showed that *Staff* (r square of 0.8186) had the strongest impact on FRC Budgets, compared to *Programs* and *Families* (r-square values of 0.2213 and 0.2491 respectively). The FRC funding formula is based on a linear function of funding per staff/position (r-squared = 0.8186).

Limitations: Analysis was limited due to sample size and use of opt-in sampling methods (FRCs were not randomly selected to participate).